

THE DRUM WINCH SHOOTOUT


In 2017 Melbourne Testing Services, a 3rd party NATA accredited facility, embarked on the first head-to-head comparison of drum anchoring systems. Australia's top 4 brands were chosen, all in the popular 250mm drum size. These models were each the second smallest unit offered by every MFG. Each unit was tested using 25mm square cable and switch gear, provided with each winch. Testing results are all independent, results published are factual and unbiased.

"IT'S ALL WELL AND GOOD TO PUSH YOUR PRODUCT'S BENEFITS AND FEATURES BUT BEFORE LONG THOSE DESCRIPTIONS END UP ON OTHER PEOPLE'S PRODUCTS AS WELL"
— MALKI ARY, DIRECTOR LSM - THE LIVE WELL TV

1386
KG

MAX PULL TEST - EMPTY DRUM (14MM ROPE)

MODEL	CLOCKWISE (KG)	COUNTER CLOCKWISE (KG)	AVERAGE	KG LIFTED PER AMP
Lone Star GX2	1386	1368	1377	11.47
Viper Pro Series II-1000	779	790	784.50	7.845
Stress Free Mini 50	784	753	768.50	9.60
Savwinch 1000SS	387	367	377	7.54



THE MIGHTY GX1

AND WHY STATED MOTOR SIZE MAY BE IRRELEVANT

Our 200mm small and mighty GX1 has been run through the same pull and line speed test as the 250mm drum winches in this shootout.

The results... speak for themselves.

GX1 gearsets. 100% made in Italy, 4 times larger than standard 200mm drum gearing. Superior torque and high holding capacity



MAX PULL TEST - EMPTY DRUM

MODEL	CLOCKWISE (KG)	COUNTER CLOCKWISE (KG)	AVERAGE	KG LIFTED PER AMP
Lone Star GX2 (1000W motor)	1386	1368	1377	11.47
Lone Star GX1 (600W motor)	1091	1022	1056.5	13.20
Viper Pro Series II-1000	779	790	784.50	7.845
Stress Free Mini 50	784	753	768.50	9.60
Savwinch 1000SS	387	367	377	7.54

* On an empty drum the GX1 had a 34% stronger pull than the Viper Pro Series II-1000 with 20/amps less input.
 * It had a 36% stronger pull than the Stress Free Mini 50 with the same amount of amperage input.
 * With a full drum of 170mm the GX1 has a near identical max-pull of 380kg to the GX2 with a full drum of 230mm and a max pull of 362kg.

TO VIEW THE DRUM WINCH SHOOTOUT RESULTS AND PRESS RELEASE VISIT:
WWW.LONESTARMARINE.COM.AU/WORLDS-FIRST-DRUM-WINCH-SHOOTOUT

Lone Star
MARINE
 DRUM WINCHES & ACCESSORIES

Better Winches by Design



GX SERIES WINCH GUIDE




LONESTARMARINE.COM.AU

MAX PULL TEST - FULL DRUM (8MM ROPE FILLED TO 30MM FROM EDGE)


MODEL	CLOCKWISE (KG)	KG LIFTED PER AMP
Lone Star GX2	362	3.01
Stress Free Mini 50	249	3.11
Viper Pro Series II-1000	213	2.13
Savwinch 1000SS	107	2.14

362
KG

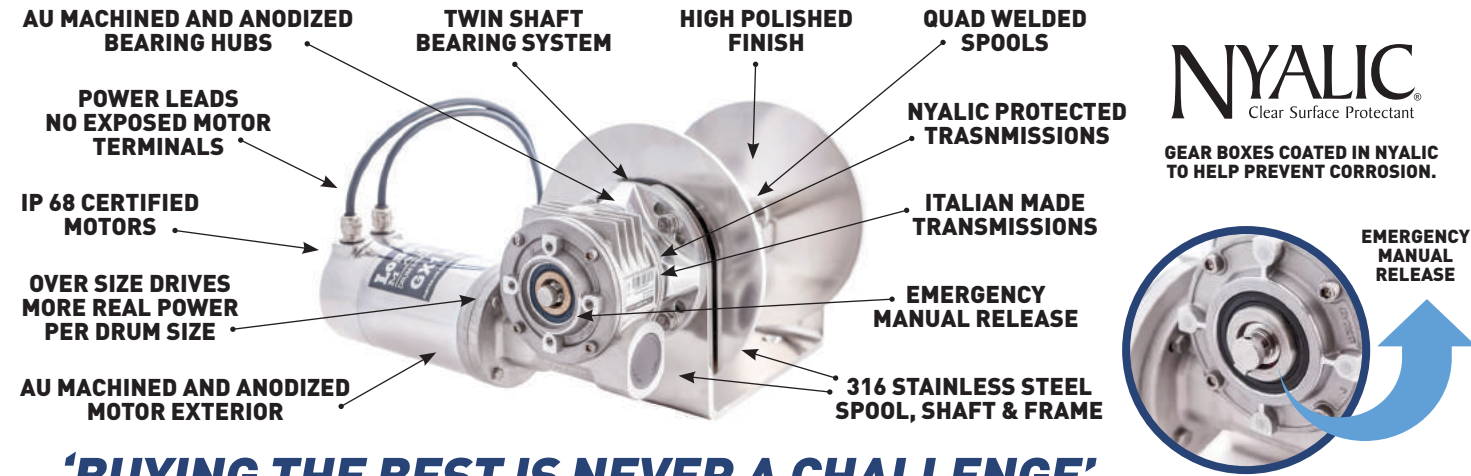


DROP SPEED - FIRST MINUTE (8MM ROPE - DRUM FILLED WITHIN 30MM OF EDGE)

MODEL	DROP SPEED-FIRST MINUTE-8MM ROPE (DRUM FILLED WITHIN 30MM OF EDGE)
Viper Pro Series II-1000	50.4
Lone Star GX2	46.7
Stress Free Mini 50	45.5
Savwinch 1000SS	43.2



POWER INNOVATION PERFORMANCE RELIABILITY



'BUYING THE BEST IS NEVER A CHALLENGE'

HOW DO I CHOOSE THE RIGHT GX SERIES WINCH FOR MY BOAT?

GX Series winches should be chosen according to the amount and size of rope and chain you require for your anchoring situations.

HOW NOT TO CHOOSE A GX SERIES DRUM WINCH.

Motor size. Motor size is more relevant to drum size than the size of your boat and anchor. LSM motors are very powerful and conservatively rated, even our smallest models have an enormous amount of torque. Our customers can rest assured that regardless of which model you choose you will have more than enough power to do the job with ease.

Note: when comparing brands on the market there can be as much as a 300% variance between stated motor wattage and actual output. As such, motor size either in stated wattage or physical size is not a reliable indicator.

GX1

The GX1 is the fastest and most powerful 200mm drum anchor winch on the market today. Thanks to the well oversized gearing (4 times the surface area of gearing in other 200mm drum winches) and 600W motor, this micro unit can easily be fitted to boats to 6m for saltwater use and much larger for freshwater applications.

- ✓ Smallest and most compact of the GX Series
- ✓ Perfect for small anchor wells
- ✓ Boats to 6m
- ✓ Fastest and most powerful small winch on the market
- ✓ Fully sealed motor and gearbox
- ✓ Designed and manufactured in Australia



SPEC: 200MM DRUM 24MM SOLID SHAFT 88MM GEARSET 600W MOTOR MAX DROP-RETRIEVAL SPEED: 39M/126 FT. P/M HOLDING AT ANCHOR: 3T ROPE/CHAIN CAPACITY: 60M X 6MM ROPE + 5M TOPSHOT, 7M X 6MM SL CHAIN RECC. BOAT SIZE: 4-6M PACKAGED WEIGHT (APPROX.): 17KG

GX2

Performance, reliability and raw power in a compact frame design, the GX2 is the answer for most trailerboat fishermen. Thanks to its well oversized gearing and motor, this unit can easily be fitted to boats to 8m for saltwater use and much larger for freshwater applications.

- ✓ Huge 1000W motor
- ✓ Perfect for wet wells and deck mounts
- ✓ Boats to 8m
- ✓ Fast drop/retrieval rating
- ✓ Fully sealed motor and gearbox
- ✓ Designed and manufactured in Australia



SPEC: 250MM DRUM 26MM SOLID SHAFT 88MM GEARSET 1000W MOTOR MAX DROP-RETRIEVAL SPEED: 46M/156 FT. P/M HOLDING AT ANCHOR: 3T ROPE/CHAIN CAPACITY: 90M X 8MM ROPE 7M X 8MM SL CHAIN RECC. BOAT SIZE: 5-8M PACKAGED WEIGHT (APPROX.): 22KG

GX3

Performance, reliability and raw power in a compact frame design, the GX3 is the answer for large capacity trailerboat and commercial fishermen. Thanks to its well oversized gearing and motor, this unit can easily be fitted to boats to 9m for saltwater use and much larger for freshwater applications.

- ✓ Huge 1500W motor (250W power upgrade!)
- ✓ Perfect for wet wells and deck mounts
- ✓ Boats to 9m
- ✓ Fast drop/retrieval rating
- ✓ Sealed motor and gearbox
- ✓ Manufactured in Australia



SPEC: 300MM DRUM 30MM SOLID SHAFT 98MM GEARSET 1500W MOTOR MAX DROP-RETRIEVAL SPEED: 46M/156 FT. P/M HOLDING AT ANCHOR: 3.6T ROPE/CHAIN CAPACITY: 130M X 8MM ROPE 10M X 8MM SL CHAIN RECC. BOAT SIZE: 6-9M PACKAGED WEIGHT (APPROX.): 32KG

GX4

Performance, reliability and raw power in a hefty frame, the GX4 is the answer for large capacity trailerboat and commercial fishermen. This model has been created for XHD loads and structural integrity with a 37mm solid machined shaft, 8mm frame, and 25mm solid frame stiffener. Thanks to its well oversized gearing and motor, this unit can easily be fitted to boats to 12m for salt water use and much larger for freshwater applications.

- ✓ Huge 1500W (12V) or 2000W (24V) motor
- ✓ Perfect for wet wells and deck mounts
- ✓ Boats to 12m
- ✓ Fast drop/retrieval rating
- ✓ Sealed IP68 motor and oversized gearbox
- ✓ Manufactured in Australia



SPEC: 350MM DRUM 37MM SOLID SHAFT 126MM GEARSET 1500W MOTOR MAX DROP-RETRIEVAL SPEED: 46M/156 FT. P/M HOLDING AT ANCHOR: 5.2T ROPE/CHAIN CAPACITY: 120M X 10MM ROPE 12M X 8MM SL CHAIN RECC. BOAT SIZE: 8-12M+ PACKAGED WEIGHT (APPROX.): 44KG

GX5 CHARTER KING

The GX5 is an absolute horse of a unit, boasting a 420mm drum and gearbox much larger than necessary for a lifetime of faultless anchoring. The GX5 is the answer for large capacity trailerboats and commercial fishermen. This model has been created for XHD loads and structural integrity with a 37mm solid machined shaft, 10mm frame, and 25mm solid frame stiffener. Thanks to its well oversized gearing and motor, this unit can easily be fitted to boats to 15m+.

- ✓ Huge 2300W (12V) or 2800W (24V) motor
- ✓ Perfect for wet wells and deck mounts
- ✓ Boats to 20m
- ✓ Fast drop/retrieval rating
- ✓ Sealed IP68 motor and oversized gearbox
- ✓ Manufactured in Australia



SPEC: 420MM DRUM 37MM SOLID SHAFT 150MM GEARSET 2000W MOTOR (12V) 2500W MOTOR (24V) MAX DROP-RETRIEVAL SPEED: 40M/129FT. P/M HOLDING AT ANCHOR: 7T ROPE/CHAIN CAPACITY: 140MX12MM ROPE, 12MX10MM SL CHAIN RECC. BOAT SIZE: 10-15M+ PACKAGED WEIGHT (APPROX.): 60KG

GX6 JUMBO

The GX6 is a large unit, boasting a 550mm drum and massive single stage gearbox for a lifetime of faultless anchoring. The GX6 is the answer for commercial fishermen and large pleasure craft to 80ft. This model has been created for XHD loads and structural integrity with a 55mm solid machined shaft, 10mm frame, and 35mm solid frame stiffener. Thanks to its well oversized gearing and motor, this unit can easily be fitted to boats to 20m+.

- ✓ 2800W (24V) motor
- ✓ Perfect for wet wells and deck mounts
- ✓ Boats to 20m+
- ✓ Fast drop/retrieval rating
- ✓ Sealed IP68 motor and oversized gearbox
- ✓ Manufactured in Australia



SPEC: 550MM DRUM 55MM SOLID SHAFT 220MM GEARSET 3250W MOTOR (24V ONLY) MAX DROP-RETRIEVAL SPEED: 50M/170FT P/M HOLDING AT ANCHOR: 11T ROPE/CHAIN CAPACITY: 150M X 20MM ROPE 13M X 13MM SL CHAIN RECC. BOAT SIZE: 15-20M+ PACKAGED WEIGHT (APPROX.): 130KG

DID YOU KNOW LSM IS THE ONLY COMPANY OUTSIDE OF ASIA TO MAKE DRUM WINCHES, BOW SPRITS, AND ANCHORS INHOUSE?



COMPLETE ANCHORING SYSTEMS WITH GENUINE LSM ACCESSORIES

CR SERIES DECK ROLLERS



CURVED ROLLER FOR BETTER LINE LAY
316SS FRAME, DURABLE HD ROLLER
CR135 FOR GX1 & GX2 WINCHES
CR195 FOR GX3 & UP WINCHES

ROPE & CHAIN KITS



14 STANDARD CONFIGURATIONS AVAILABLE

MMX ANCHORS



HIGH HOLDING POWER, LIFETIME WARRANTY
8 SIZES AVAILABLE FOR BOATS FROM 4-20M+

HAWSE COVER



NYLON RING, 4MM RUBBER INSERT
AVAILABLE WITH WHITE (HCW)
OR BLACK(HCB) RING
TO BE USED IN CONJUNCTION WITH A CR SERIES DECK
ROLLER FOR LINE ENTRY ON CURVED SURFACES

ANCHOR SWIVEL



MEDIUM ANCHOR SWIVEL
850KG RATING

LARGE ANCHOR SWIVEL
1350KG RATING

INCLUDES PLACARD
AND ALLEN KEY

CHAIN GUARD



WORLD'S FIRST FROM LSM

THE REAL ORIGINAL
AVAILABLE IN 2 SIZES FOR BOTH 6 & 8MM CHAIN

AU MADE TINNED COPPER WIRING LOOMS



1000XS FOR RUNABOUT OR HALF CAB BOATS TO 5.5M
1000S FOR HALF CAB OR RUNABOUT BOATS TO 6.5M
1000L FOR HALF CAB OR RUNABOUT BOATS TO 8M
CUSTOM LOOMS ARE AVAILABLE FOR CEN
CONSOLE AND CEN CAB BOATS

CX SERIES BOW SPRITS



CX315, CX415, CX600, CX750
MODELS AVAILABLE
SUITABLE FOR MOST ANCHORS

MINI-WIDE & WIDE HAWSE PIPES



2 WORLD'S FIRST FROM LSM

INNOVATIVE SOLUTIONS FOR BOATS
INTERNAL MOUNTS WITH NO ANCHOR HATCH